

Signify Classified - Internal
Cooper Lighting Solutions Photometric Lab
1121 Highway 74 South
Peachtree City, GA 30269



Scaled data based on original data using
LM-79-08 Approved Method: Electrical and Photometric Measurements of Solid-
State Lighting Products

Test Report Prepared for
Cooper Lighting Solutions
(formerly Eaton)

Brand: STREETWORKS

Report Number: P867625

Luminaire Tested: **MEM2-HTN-SA-40-740-U-T3**

Issue Date: 08/21/2024



Test Information

Test Method: LM-79-08
Report Number: P867625
Test Lab: INNOVATION CENTER(G3)
Issue Date: 08/21/2024
Manufacturer: COOPER LIGHTING SOLUTIONS (FORMERLY EATON)
Product Line: STREETWORKS
Catalog Number: MEM2-HTN-SA-40-740-U-T3
Description: EPIC MODERN TALL HOUSING DISCRETE LED ARRAYS 40W 70CRI 4000K
FIXTURE w/ TYPE III DISTRIBUTION OPTIC
Light Source: (10) 4000K CCT, 70 CRI LEDS
Ballast/Driver: ELECTRONIC DRIVER

Summary

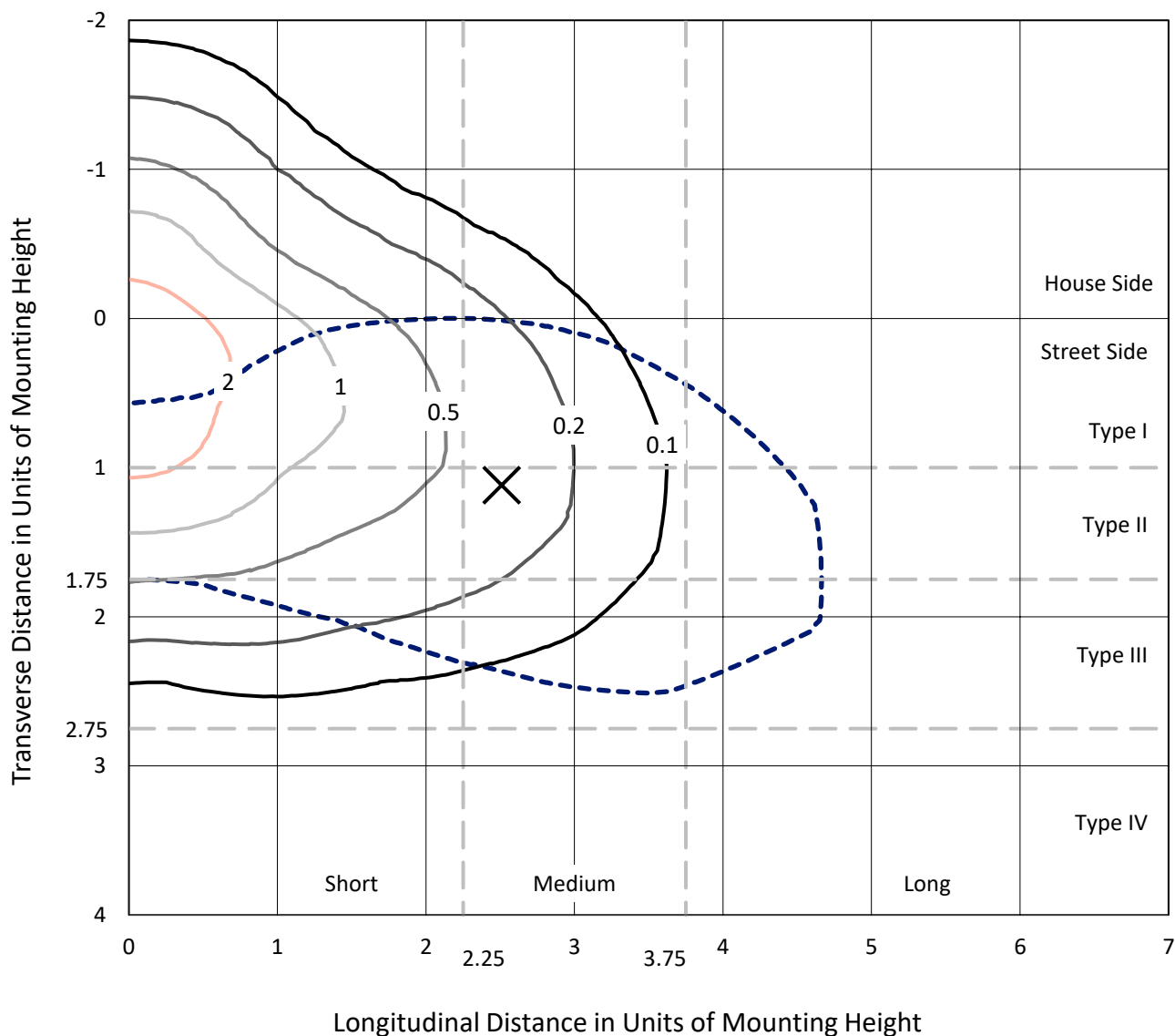
Lumens per Lamp: N/A
Luminaire Lumens: 6276.5 lumens
Efficiency: N/A
Efficacy: 142.6 lumens/watt
Luminous Opening: Rectangular (W 0.33' x L: 0.33' x H: 0')
IES Classification: Type III - Medium
BUG Rating: B1 - U0 - G1

Input Watts (W): 44
Input Voltage (V): 120
Input Current (A_{in}): NR
Voltage Rise (V): NR
Power Factor: 0.99
Total Harmonic Distortion (THDi): 6.91%
Frequency (hertz): 60
Stabilization Time: NR
Operation Time: NR
Ambient Temperature (°C): NR
Test Distance: 24 FT

REPORT NUMBER: P867625
 CATALOG NUMBER: MEM2-HTN-SA-40-740-U-T3

Iso-Footcandle Lines of Horizontal Illumination

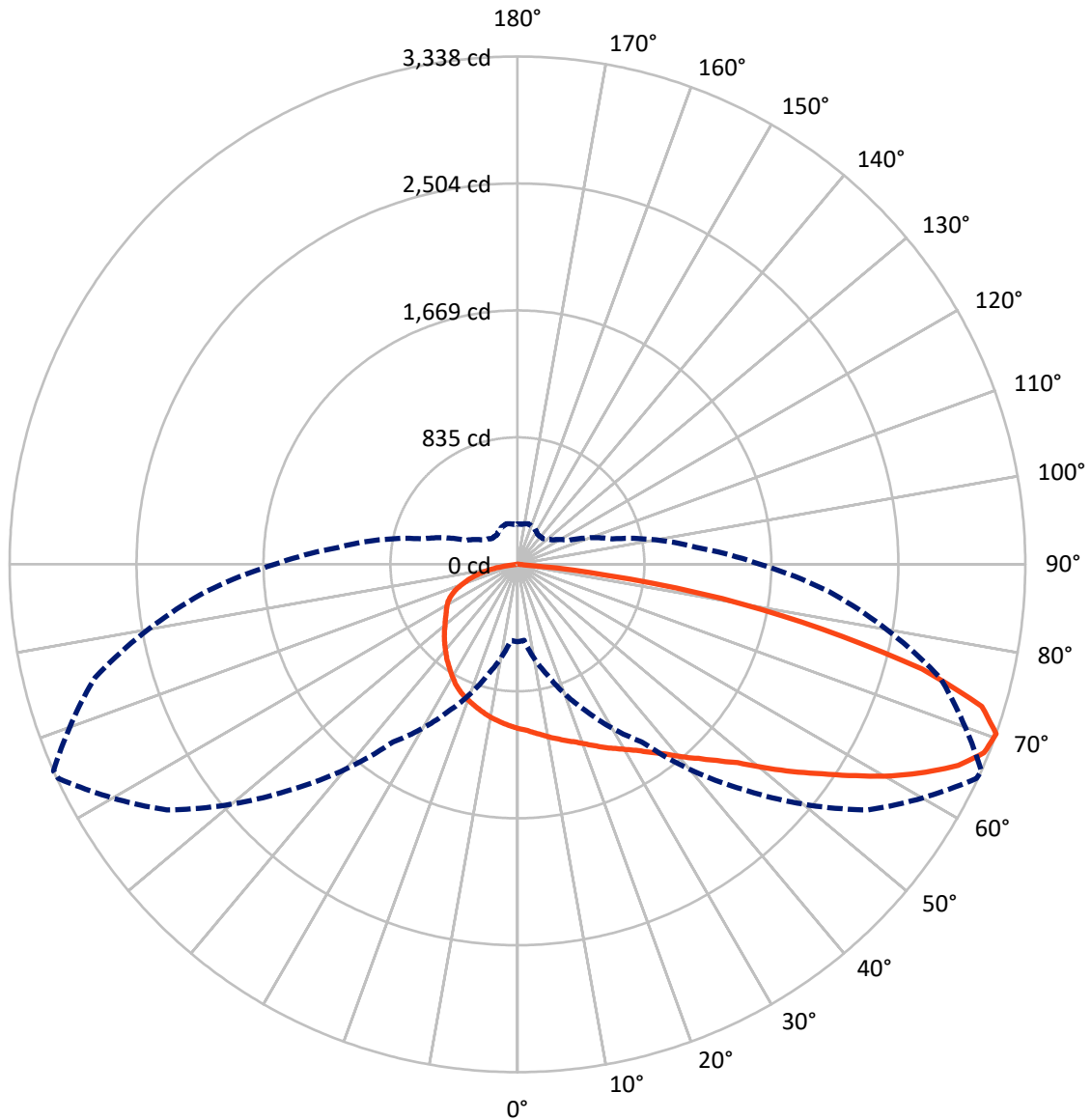
× Max cd
 - - - 1/2 Max cd



Based on 20 foot mounting height. Maximum calculated value = 2.9 fc
 Type III - Medium - N/A

REPORT NUMBER: P867625
CATALOG NUMBER: MEM2-HTN-SA-40-740-U-T3

Luminous Intensity Polar Plot



— Vertical Plane Through 66-Deg Lateral - - - Horizontal Cone Through 70-Deg Vertical

REPORT NUMBER: P867625
 CATALOG NUMBER: MEM2-HTN-SA-40-740-U-T3

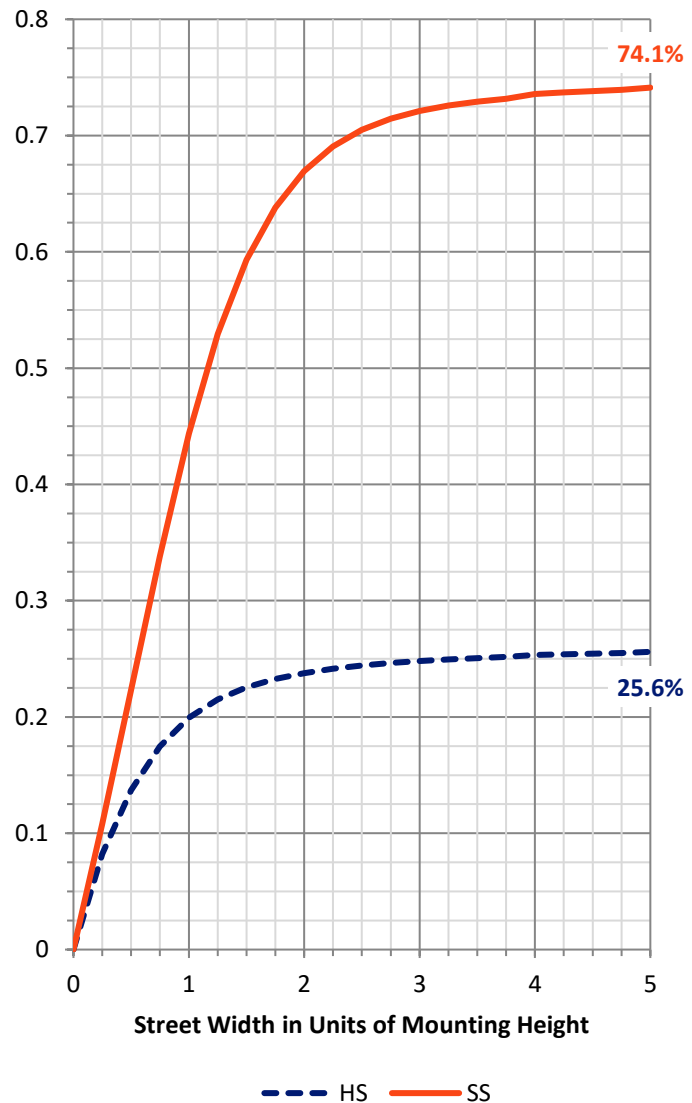
FLUX DISTRIBUTION:

		Downward	Upward	Total
House Side	Lumens	1617.5	0.0	1617.5
	% Fixture	25.8	0.0	25.8
Street Side	Lumens	4659.0	0.0	4659.0
	% Fixture	74.2	0.0	74.2
Total	Lumens	6276.5	0.0	6276.5
	% Fixture	100.0	0.0	100.0

Coefficient of Utilization

ZONAL LUMENS:

Zone	Lumens	% Fixture
0°-10°	103.4	1.6
10°-20°	307.8	4.9
20°-30°	517.0	8.2
30°-40°	779.0	12.4
40°-50°	1057.6	16.8
50°-60°	1256.7	20.0
60°-70°	1282.5	20.4
70°-80°	857.8	13.7
80°-90°	114.8	1.8
90°-100°	0.0	0.0
100°-110°	0.0	0.0
110°-120°	0.0	0.0
120°-130°	0.0	0.0
130°-140°	0.0	0.0
140°-150°	0.0	0.0
150°-160°	0.0	0.0
160°-170°	0.0	0.0
170°-180°	0.0	0.0
0°-90°	6276.5	100.0
0°-180°	6276.5	100.0

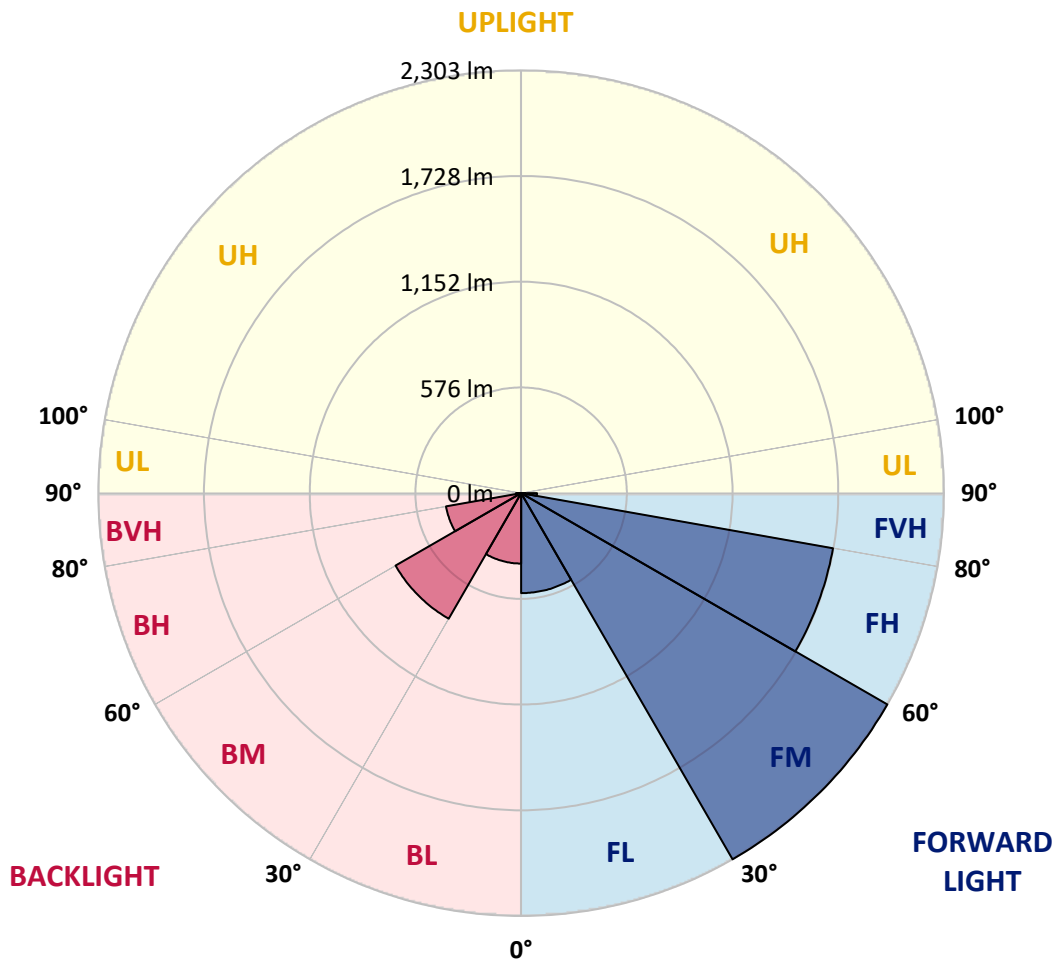


REPORT NUMBER: P867625
 CATALOG NUMBER: MEM2-HTN-SA-40-740-U-T3

LUMINAIRE CLASSIFICATION SYSTEM LUMEN TABLE AND BUG RATING:

Zone		Lumens	% Fixture	Zone Rating/Lumen Limit		
				B	U	G
FL	(0°-30°)	544.7	8.7			
FM	(30°-60°)	2303.4	36.7			
FH	(60°-80°)	1725.0	27.5			G1/1800
FVH	(80°-90°)	86.0	1.4			G1/100
BL	(0°-30°)	383.5	6.1	B1/500		
BM	(30°-60°)	789.8	12.6	B1/1000		
BH	(60°-80°)	415.3	6.6	B1/500		G1/500
BVH	(80°-90°)	28.8	0.5			G1/100
UL	(90°-100°)	0.0	0.0		U0/0	
UH	(100°-180°)	0.0	0.0		U0/0	

BUG Rating: B1-U0-G1
 Type III Medium





REPORT NUMBER: P867625

CATALOG NUMBER: MEM2-HTN-SA-40-740-U-T3

CANDELA DISTRIBUTION (FULL):

	0°	5°	15°	25°	35°	45°	55°	65°	66°	75°	85°
0°	1079.9	1079.9	1079.9	1079.9	1079.9	1079.9	1079.9	1079.9	1079.9	1079.9	1079.9
2.5°	1118.6	1113.6	1109.8	1112.3	1104.9	1107.3	1098.6	1092.4	1091.1	1088.6	1086.1
5°	1153.5	1153.5	1147.3	1147.3	1138.5	1137.3	1124.8	1111.1	1111.1	1102.4	1092.4
7.5°	1190.9	1188.4	1180.9	1179.7	1169.7	1167.2	1153.5	1132.3	1131.0	1114.8	1099.9
10°	1217.1	1218.3	1213.3	1213.3	1205.9	1199.6	1179.7	1157.2	1154.7	1133.5	1109.8
12.5°	1237.0	1239.5	1238.3	1238.3	1232.0	1232.0	1209.6	1179.7	1177.2	1149.7	1116.1
15°	1258.2	1257.0	1260.7	1262.0	1259.5	1255.7	1239.5	1204.6	1203.4	1167.2	1124.8
17.5°	1276.9	1275.7	1276.9	1283.2	1284.4	1284.4	1268.2	1232.0	1227.1	1188.4	1132.3
20°	1288.2	1290.7	1295.6	1303.1	1306.9	1316.8	1303.1	1264.5	1259.5	1210.8	1148.5
22.5°	1330.6	1323.1	1326.8	1331.8	1336.8	1350.5	1338.0	1298.1	1294.4	1244.5	1167.2
25°	1402.9	1402.9	1394.2	1385.4	1379.2	1385.4	1375.5	1336.8	1334.3	1274.4	1188.4
27.5°	1528.8	1528.8	1510.1	1477.7	1436.6	1425.3	1417.9	1377.9	1370.5	1306.9	1202.1
30°	1688.5	1693.4	1659.8	1604.9	1528.8	1479.0	1460.3	1416.6	1412.9	1339.3	1223.3
32.5°	1859.3	1869.3	1844.3	1764.5	1639.8	1542.6	1512.6	1467.7	1459.0	1377.9	1250.8
35°	2012.7	2022.7	1989.0	1914.2	1754.5	1634.8	1575.0	1523.8	1518.9	1427.8	1291.9
37.5°	2137.4	2139.9	2118.7	2027.6	1850.6	1712.1	1652.3	1591.2	1581.2	1487.7	1335.6
40°	2269.6	2279.5	2258.3	2146.1	1937.9	1795.7	1729.6	1672.2	1663.5	1550.0	1376.7
42.5°	2408.0	2406.7	2406.7	2248.4	2025.1	1865.5	1813.2	1749.6	1744.6	1613.6	1421.6
45°	2492.8	2497.8	2484.0	2309.5	2153.6	1937.9	1894.2	1848.1	1839.3	1702.2	1480.2
47.5°	2514.0	2502.8	2440.4	2356.9	2298.2	2012.7	1996.5	1969.0	1949.1	1799.4	1552.5
50°	2485.3	2467.8	2431.7	2378.1	2351.9	2102.5	2100.0	2113.7	2100.0	1917.9	1636.1
52.5°	2378.1	2375.6	2369.3	2381.8	2339.4	2173.5	2217.2	2264.6	2262.1	2038.9	1723.4
55°	2152.3	2168.6	2243.4	2321.9	2292.0	2222.2	2348.1	2439.2	2429.2	2181.0	1813.2
57.5°	1921.6	1937.9	2033.9	2220.9	2245.9	2274.6	2495.3	2637.4	2621.2	2335.7	1895.5
60°	1720.9	1703.4	1799.4	2068.8	2181.0	2321.9	2641.2	2838.2	2824.5	2490.3	1980.3
62.5°	1402.9	1420.3	1573.7	1846.8	2090.0	2351.9	2760.9	3020.3	3011.5	2632.4	2048.8
65°	1109.8	1086.1	1316.8	1613.6	1932.9	2341.9	2864.4	3191.1	3184.9	2772.1	2101.2
67.5°	754.4	738.2	1042.5	1381.7	1719.6	2262.1	2888.1	3305.8	3308.3	2854.4	2114.9
70°	508.8	501.3	749.5	1062.5	1424.1	2090.0	2814.5	3329.5	3338.3	2875.6	2053.8
72.5°	375.4	374.1	548.7	758.2	1060.0	1764.5	2613.7	3174.9	3191.1	2726.0	1874.3
75°	295.5	299.3	391.6	538.7	707.1	1305.6	2198.5	2722.2	2747.2	2354.4	1556.3
77.5°	241.9	241.9	274.3	386.6	472.6	810.6	1581.2	1992.7	2042.6	1816.9	1198.4
80°	195.8	199.5	203.3	269.4	313.0	462.6	920.3	1329.3	1365.5	1265.7	865.4
82.5°	107.2	114.7	111.0	139.7	157.1	214.5	365.4	537.5	592.3	527.5	392.8
85°	7.5	5.0	8.7	11.2	13.7	21.2	28.7	39.9	37.4	53.6	27.4
87.5°	1.2	1.2	1.2	2.5	2.5	3.7	5.0	5.0	5.0	5.0	5.0
90°	0.0	0.0	0.0	0.0	0.0	0.0	0.0	0.0	0.0	0.0	0.0



REPORT NUMBER: P867625

CATALOG NUMBER: MEM2-HTN-SA-40-740-U-T3

CANDELA DISTRIBUTION (continued):

	90°	95°	105°	115°	125°	135°	145°	155°	165°	175°	180°
0°	1079.9	1079.9	1079.9	1079.9	1079.9	1079.9	1079.9	1079.9	1079.9	1079.9	1079.9
2.5°	1084.9	1078.7	1068.7	1066.2	1062.5	1057.5	1052.5	1045.0	1042.5	1045.0	1047.5
5°	1086.1	1077.4	1061.2	1051.2	1041.3	1032.5	1022.6	1012.6	1006.3	1007.6	1012.6
7.5°	1089.9	1077.4	1052.5	1036.3	1020.1	1006.3	990.1	978.9	971.4	972.7	976.4
10°	1094.9	1077.4	1047.5	1020.1	997.6	977.7	961.4	947.7	940.2	939.0	940.2
12.5°	1096.1	1076.2	1036.3	1002.6	975.2	949.0	931.5	919.0	911.6	907.8	910.3
15°	1099.9	1072.4	1025.0	983.9	950.2	922.8	901.6	886.6	881.6	879.1	877.9
17.5°	1104.9	1071.2	1015.1	965.2	925.3	894.1	875.4	860.4	854.2	851.7	854.2
20°	1112.3	1072.4	1003.8	946.5	902.8	871.7	850.5	835.5	830.5	829.3	828.0
22.5°	1122.3	1074.9	995.1	929.0	877.9	846.7	825.5	815.5	811.8	813.1	813.1
25°	1132.3	1077.4	982.6	905.3	851.7	819.3	804.3	796.8	799.3	804.3	804.3
27.5°	1141.0	1076.2	965.2	880.4	820.5	790.6	779.4	780.6	786.9	795.6	796.8
30°	1152.2	1076.2	946.5	849.2	785.6	756.9	754.4	764.4	774.4	783.1	783.1
32.5°	1169.7	1083.7	931.5	818.0	749.5	727.0	738.2	751.9	763.2	771.9	774.4
35°	1199.6	1099.9	921.5	786.9	714.5	698.3	719.5	742.0	749.5	755.7	756.9
37.5°	1228.3	1114.8	909.1	756.9	678.4	672.1	700.8	724.5	725.8	729.5	729.5
40°	1255.7	1126.1	892.9	724.5	643.5	643.5	677.1	697.1	694.6	690.8	692.1
42.5°	1285.7	1132.3	874.2	694.6	614.8	614.8	642.2	659.7	658.4	663.4	667.2
45°	1321.8	1144.8	849.2	667.2	584.8	579.9	602.3	617.3	636.0	658.4	664.7
47.5°	1371.7	1162.2	829.3	637.2	559.9	542.5	551.2	582.4	603.6	622.3	624.8
50°	1424.1	1187.2	811.8	606.0	530.0	498.8	506.3	541.2	553.7	561.2	564.9
52.5°	1480.2	1207.1	796.8	579.9	498.8	453.9	463.9	497.6	506.3	512.5	513.8
55°	1528.8	1223.3	778.1	554.9	465.1	411.5	424.0	456.4	465.1	472.6	472.6
57.5°	1580.0	1238.3	765.7	533.7	429.0	376.6	385.3	417.7	430.2	432.7	436.5
60°	1622.4	1252.0	754.4	513.8	395.3	345.4	351.7	380.3	395.3	396.6	399.0
62.5°	1652.3	1260.7	748.2	488.8	361.6	314.2	319.2	347.9	365.4	369.1	370.4
65°	1671.0	1265.7	737.0	456.4	333.0	288.1	288.1	316.7	334.2	342.9	345.4
67.5°	1662.3	1257.0	707.1	419.0	306.8	261.9	260.6	289.3	304.3	309.3	310.5
70°	1594.9	1205.9	646.0	372.9	279.3	238.2	235.7	261.9	275.6	264.4	265.6
72.5°	1457.8	1089.9	562.4	326.7	250.6	215.7	213.2	235.7	236.9	236.9	235.7
75°	1228.3	890.4	448.9	278.1	220.7	192.0	193.3	210.7	212.0	218.2	214.5
77.5°	941.5	659.7	350.4	222.0	187.1	170.8	177.1	183.3	192.0	200.8	192.0
80°	684.6	455.2	243.2	165.9	144.7	144.7	147.1	153.4	165.9	174.6	165.9
82.5°	293.0	200.8	112.2	82.3	71.1	69.8	71.1	71.1	87.3	89.8	78.6
85°	22.4	18.7	13.7	13.7	11.2	6.2	6.2	5.0	3.7	3.7	3.7
87.5°	5.0	3.7	3.7	3.7	2.5	2.5	2.5	2.5	2.5	2.5	2.5
90°	0.0	0.0	0.0	0.0	0.0	0.0	0.0	0.0	0.0	0.0	0.0

LM-79-2019: Approved Method: Electrical and Photometric Measurements of Solid-State Lighting Products

Report Prepared for

Cooper Lighting Solutions

Streetworks

Report Number: SP1-2407-157-5

Test Date: 08/07/2024

Luminaire Tested: MEM2-HTN-SA-30-740-U-5WQ-2

Data in this report applies to families of products including MEM2-HTN-SA-30-740-U-5WQ-2

Test Information

Test Method: LM-79-2019
 Report Number: SP1-2407-157-5
 Test Lab: COOPER LIGHTING SOLUTIONS
 Photometer: SP1 - 76IN SPHERE
 Measurement Geometry: 4π
 Issue Date: 08/20/2024
 Manufacturer: COOPER LIGHTING SOLUTIONS
 Product Line: Streetworks
 Catalog Number: **MEM2-HTN-SA-30-740-U-5WQ-2**
 Description: Epic Modern Light Square 30W 5WQ Optic and Flare Trim

Spectral Parameters

CCT (K): 3915
 CIE u': 0.2262
 CIE v': 0.5044
 Duv: 0.0010
 CIE x: 0.3850
 CIE y: 0.3816
 CIE z: 0.2334
 Peak Wavelength (nm): 449
 Dominant Wavelength (nm): 578
 Purity: 30.05482
 Rf: 73.2
 Rg: 93.9

CRI (Ra):	71.0		
R1:	67.6	R9:	-38.4
R2:	78.3	R10:	48.9
R3:	87.1	R11:	65.3
R4:	69.7	R12:	40.4
R5:	67.4	R13:	69.3
R6:	69.3	R14:	92.6
R7:	79.7	R15:	59.9
R8:	48.7		



Test Conditions

Stabilization Time: 21M
 Operation Time: 1H 21M
 Sphere Temperature (°C): 24.2

REPORT NUMBER: SP1-2407-157-5

Measurement and Test Equipment			
Instrument	Identification Number	Calibration Date	Calibration Due Date
Photometer	IN0058	6/18/2024	12/18/2024
Power Meter	INXT2011004	2/8/2024	2/8/2025
AC Power Source	IN0063	10/24/2023	10/24/2024
DC Power Source	IN0208	10/24/2023	10/24/2024
Sphere Thermometer	IN0085	10/24/2023	10/24/2024
Room Thermometer	IN0046	10/24/2023	10/24/2024

REPORT NUMBER: SP1-2407-157-5

CIE 1931 Chromaticity Diagram



CIE 1931 Chromaticity Diagram with 2017 ANSI 7-Step and 4-Step Quadrangles



Point lies inside the ANSI 4000K 4-step quadrangle

REPORT NUMBER: SP1-2407-157-5

Photopic Flux vs. Wavelength



Photopic Lumens: NR

λ (nm)	Power W [^] /nm	Lumens (ϕ /nm)	λ (nm)	Power W [^] /nm	Lumens (ϕ /nm)	λ (nm)	Power W [^] /nm	Lumens (ϕ /nm)	λ (nm)	Power W [^] /nm	Lumens (ϕ /nm)	λ (nm)	Power W [^] /nm	Lumens (ϕ /nm)
360	0	NR	490	112	NR	620	618	NR	750	15	NR	880	0	NR
365	0	NR	495	153	NR	625	563	NR	755	13	NR	885	0	NR
370	0	NR	500	216	NR	630	510	NR	760	11	NR	890	0	NR
375	0	NR	505	291	NR	635	456	NR	765	9	NR	895	0	NR
380	0	NR	510	366	NR	640	407	NR	770	8	NR	900	0	NR
385	0	NR	515	436	NR	645	359	NR	775	7	NR	905	0	NR
390	0	NR	520	492	NR	650	316	NR	780	6	NR	910	0	NR
395	2	NR	525	536	NR	655	277	NR	785	5	NR	915	0	NR
400	4	NR	530	567	NR	660	240	NR	790	4	NR	920	0	NR
405	7	NR	535	596	NR	665	208	NR	795	4	NR	925	0	NR
410	12	NR	540	619	NR	670	179	NR	800	3	NR	930	0	NR
415	25	NR	545	644	NR	675	154	NR	805	3	NR	935	0	NR
420	51	NR	550	671	NR	680	133	NR	810	3	NR	940	0	NR
425	100	NR	555	701	NR	685	114	NR	815	2	NR	945	0	NR
430	180	NR	560	735	NR	690	98	NR	820	2	NR	950	0	NR
435	315	NR	565	768	NR	695	83	NR	825	2	NR	955	0	NR
440	514	NR	570	798	NR	700	71	NR	830	1	NR	960	0	NR
445	828	NR	575	825	NR	705	61	NR	835	1	NR	965	0	NR
450	992	NR	580	843	NR	710	52	NR	840	1	NR	970	0	NR
455	652	NR	585	848	NR	715	44	NR	845	1	NR	975	0	NR
460	382	NR	590	844	NR	720	38	NR	850	1	NR	980	0	NR
465	282	NR	595	826	NR	725	32	NR	855	1	NR	985	0	NR
470	180	NR	600	800	NR	730	28	NR	860	1	NR	990	0	NR
475	119	NR	605	762	NR	735	24	NR	865	1	NR	995	0	NR
480	101	NR	610	719	NR	740	20	NR	870	1	NR	1000	0	NR
485	98	NR	615	669	NR	745	17	NR	875	0	NR			

REPORT NUMBER: SP1-2407-157-5

Scotopic Flux vs. Wavelength



Scotopic Lumens: NR

S/P: 1.49

λ (nm)	Power W [^] /nm	Lumens (φ/nm)	λ (nm)	Power W [^] /nm	Lumens (φ/nm)	λ (nm)	Power W [^] /nm	Lumens (φ/nm)	λ (nm)	Power W [^] /nm	Lumens (φ/nm)	λ (nm)	Power W [^] /nm	Lumens (φ/nm)
360	0	NR	490	112	NR	620	618	NR	750	15	NR	880	0	NR
365	0	NR	495	153	NR	625	563	NR	755	13	NR	885	0	NR
370	0	NR	500	216	NR	630	510	NR	760	11	NR	890	0	NR
375	0	NR	505	291	NR	635	456	NR	765	9	NR	895	0	NR
380	0	NR	510	366	NR	640	407	NR	770	8	NR	900	0	NR
385	0	NR	515	436	NR	645	359	NR	775	7	NR	905	0	NR
390	0	NR	520	492	NR	650	316	NR	780	6	NR	910	0	NR
395	2	NR	525	536	NR	655	277	NR	785	5	NR	915	0	NR
400	4	NR	530	567	NR	660	240	NR	790	4	NR	920	0	NR
405	7	NR	535	596	NR	665	208	NR	795	4	NR	925	0	NR
410	12	NR	540	619	NR	670	179	NR	800	3	NR	930	0	NR
415	25	NR	545	644	NR	675	154	NR	805	3	NR	935	0	NR
420	51	NR	550	671	NR	680	133	NR	810	3	NR	940	0	NR
425	100	NR	555	701	NR	685	114	NR	815	2	NR	945	0	NR
430	180	NR	560	735	NR	690	98	NR	820	2	NR	950	0	NR
435	315	NR	565	768	NR	695	83	NR	825	2	NR	955	0	NR
440	514	NR	570	798	NR	700	71	NR	830	1	NR	960	0	NR
445	828	NR	575	825	NR	705	61	NR	835	1	NR	965	0	NR
450	992	NR	580	843	NR	710	52	NR	840	1	NR	970	0	NR
455	652	NR	585	848	NR	715	44	NR	845	1	NR	975	0	NR
460	382	NR	590	844	NR	720	38	NR	850	1	NR	980	0	NR
465	282	NR	595	826	NR	725	32	NR	855	1	NR	985	0	NR
470	180	NR	600	800	NR	730	28	NR	860	1	NR	990	0	NR
475	119	NR	605	762	NR	735	24	NR	865	1	NR	995	0	NR
480	101	NR	610	719	NR	740	20	NR	870	1	NR	1000	0	NR
485	98	NR	615	669	NR	745	17	NR	875	0	NR			

REPORT NUMBER: SP1-2407-157-5

Melanopic Flux vs. Wavelength



Melanopic Lumens: NR

M/P: 2.88

λ (nm)	Power W [^] /nm	Lumens (φ/nm)	λ (nm)	Power W [^] /nm	Lumens (φ/nm)	λ (nm)	Power W [^] /nm	Lumens (φ/nm)	λ (nm)	Power W [^] /nm	Lumens (φ/nm)	λ (nm)	Power W [^] /nm	Lumens (φ/nm)
360	0	NR	490	112	NR	620	618	NR	750	15	NR	880	0	NR
365	0	NR	495	153	NR	625	563	NR	755	13	NR	885	0	NR
370	0	NR	500	216	NR	630	510	NR	760	11	NR	890	0	NR
375	0	NR	505	291	NR	635	456	NR	765	9	NR	895	0	NR
380	0	NR	510	366	NR	640	407	NR	770	8	NR	900	0	NR
385	0	NR	515	436	NR	645	359	NR	775	7	NR	905	0	NR
390	0	NR	520	492	NR	650	316	NR	780	6	NR	910	0	NR
395	2	NR	525	536	NR	655	277	NR	785	5	NR	915	0	NR
400	4	NR	530	567	NR	660	240	NR	790	4	NR	920	0	NR
405	7	NR	535	596	NR	665	208	NR	795	4	NR	925	0	NR
410	12	NR	540	619	NR	670	179	NR	800	3	NR	930	0	NR
415	25	NR	545	644	NR	675	154	NR	805	3	NR	935	0	NR
420	51	NR	550	671	NR	680	133	NR	810	3	NR	940	0	NR
425	100	NR	555	701	NR	685	114	NR	815	2	NR	945	0	NR
430	180	NR	560	735	NR	690	98	NR	820	2	NR	950	0	NR
435	315	NR	565	768	NR	695	83	NR	825	2	NR	955	0	NR
440	514	NR	570	798	NR	700	71	NR	830	1	NR	960	0	NR
445	828	NR	575	825	NR	705	61	NR	835	1	NR	965	0	NR
450	992	NR	580	843	NR	710	52	NR	840	1	NR	970	0	NR
455	652	NR	585	848	NR	715	44	NR	845	1	NR	975	0	NR
460	382	NR	590	844	NR	720	38	NR	850	1	NR	980	0	NR
465	282	NR	595	826	NR	725	32	NR	855	1	NR	985	0	NR
470	180	NR	600	800	NR	730	28	NR	860	1	NR	990	0	NR
475	119	NR	605	762	NR	735	24	NR	865	1	NR	995	0	NR
480	101	NR	610	719	NR	740	20	NR	870	1	NR	1000	0	NR
485	98	NR	615	669	NR	745	17	NR	875	0	NR			

Summary

$R_f = 73.2$
 $R_g = 93.9$
 $CIE R_a = 71.0$
 $R_g = -38.4$



Color Vector Graphics



Individual Sample Fidelity Index ($R_{f,i}$)

CES01 = 85	CES26 = 61	CES51 = 88	CES76 = 50
CES02 = 61	CES27 = 88	CES52 = 87	CES77 = 69
CES03 = 30	CES28 = 81	CES53 = 77	CES78 = 53
CES04 = 70	CES29 = 65	CES54 = 84	CES79 = 81
CES05 = 47	CES30 = 81	CES55 = 83	CES80 = 78
CES06 = 50	CES31 = 69	CES56 = 73	CES81 = 77
CES07 = 40	CES32 = 60	CES57 = 72	CES82 = 91
CES08 = 39	CES33 = 76	CES58 = 73	CES83 = 89
CES09 = 29	CES34 = 70	CES59 = 85	CES84 = 86
CES10 = 74	CES35 = 83	CES60 = 89	CES85 = 77
CES11 = 57	CES36 = 91	CES61 = 81	CES86 = 71
CES12 = 63	CES37 = 79	CES62 = 85	CES87 = 76
CES13 = 42	CES38 = 92	CES63 = 72	CES88 = 80
CES14 = 74	CES39 = 96	CES64 = 64	CES89 = 70
CES15 = 71	CES40 = 91	CES65 = 61	CES90 = 79
CES16 = 46	CES41 = 93	CES66 = 57	CES91 = 74
CES17 = 49	CES42 = 80	CES67 = 54	CES92 = 57
CES18 = 56	CES43 = 76	CES68 = 63	CES93 = 74
CES19 = 72	CES44 = 99	CES69 = 73	CES94 = 51
CES20 = 65	CES45 = 85	CES70 = 55	CES95 = 65
CES21 = 86	CES46 = 82	CES71 = 48	CES96 = 76
CES22 = 78	CES47 = 86	CES72 = 83	CES97 = 84
CES23 = 92	CES48 = 77	CES73 = 45	CES98 = 75
CES24 = 91	CES49 = 80	CES74 = 93	CES99 = 62
CES25 = 72	CES50 = 88	CES75 = 51	



Color Rendition by Hue-Angle Bin



Measure Comparisons



(END OF REPORT)